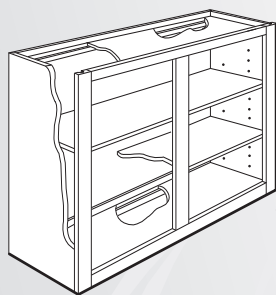


NEW Plywood Cabinet End and Matching Finished Ends in



Plywood Cabinet End (PCE) and Matching Finished Ends will now be available in the Select Series Semi-Custom Program. See below for details.



PCE — Plywood Cabinet End

When PCE option is selected both cabinet ends will receive 1/2" thick unfinished plywood ends with wood grain or white laminate interior. PCE option is available on most wall, base, tall and vanity cabinets in the Select Series. The FXCC drawer upgrade option is also available with the PCE option. For a finished end, choose MFE option. *On the 2010 version of your Specification and Price Catalogs, PCE will be added to the Select Semi-Custom Chart.*


To order, use the following code with cabinet item code:
PCE — Plywood Cabinet End
For Example: W3021 PCE

Note: When PCE option is chosen, specific cabinets such as utility, vanity, linen, oven, double oven, microwave oven, refrigerator walls, diagonal corner (applies to DC2742, DC2736 and DC2730), angled wall and angled base will have matching end panels. *On the 2010 versions of your Specification and Price Catalogs, MFE will be added to the Semi-Custom Chart.*

Pricing
Add 10% to List Price

MFE — Matching Finished Ends

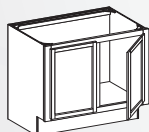
When MFE is chosen in addition to PCE, both left and right ends will receive 1/2" thick matching cherry, maple, oak or poplar finished veneer plywood ends. **MFE cabinets will be on the same lead time as your kitchen order.** Add % upcharge for Matching Finished Ends in Specialty Finishes. Cabinet face frame and end panel have standard reveal.



B36 PCE MFE



W3030 PCE MFE



VS30 PCE MFE

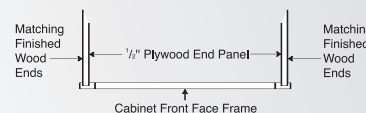
To receive Matching Finished Ends:

Step 1 - you must first choose the PCE option

Step 2 - choose MFE option.

To order, use the following codes with cabinet item code:
PCE – Plywood Cabinet End
MFE – Matching Finished End

For Example: B36 PCE MFE



Note:

- The following cabinets can not be ordered with the MFE option, but do have the PCE option. BWRA2424, RAW1242, RAW1236, RAW1230, AW42, AW36 and AW30.
- If the MFE option is available for a UC cabinet, it will still be available in Select. If MFE comes standard with the UC cabinet, it will be standard in Select. See details for specific cabinets for MFE availability in your Specification Catalog.
- When PCE option is chosen, specific cabinets such as utility, vanity linen, oven, double oven, microwave oven, refrigerator walls, diagonal corner walls (applies to DC2742, DC2736 and DC2730), angled wall and angled base will have matching finished end panels. *On the 2010 versions of your Specification and Price Catalogs, MFE will be added to the Select Semi-Custom Chart.*

Pricing
Add \$75 List